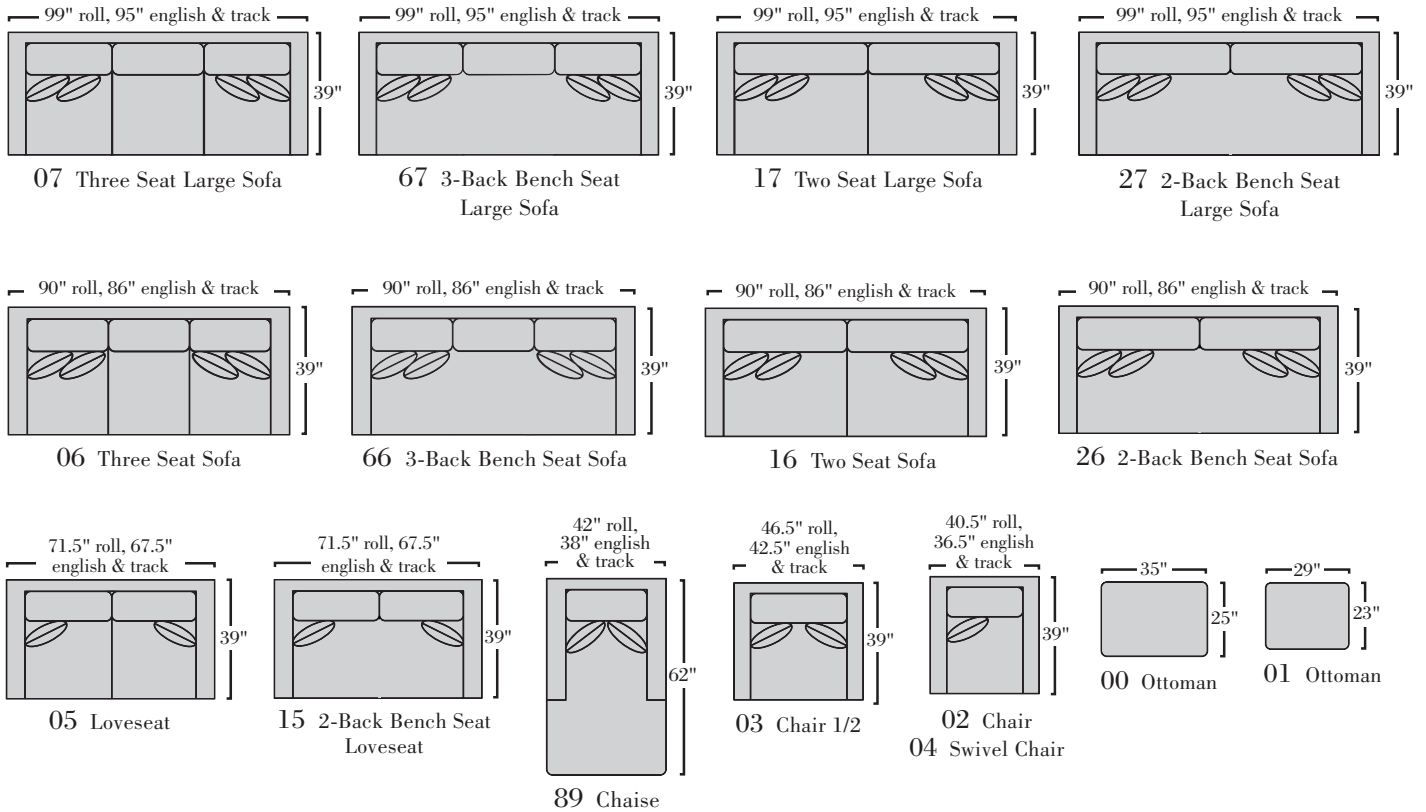


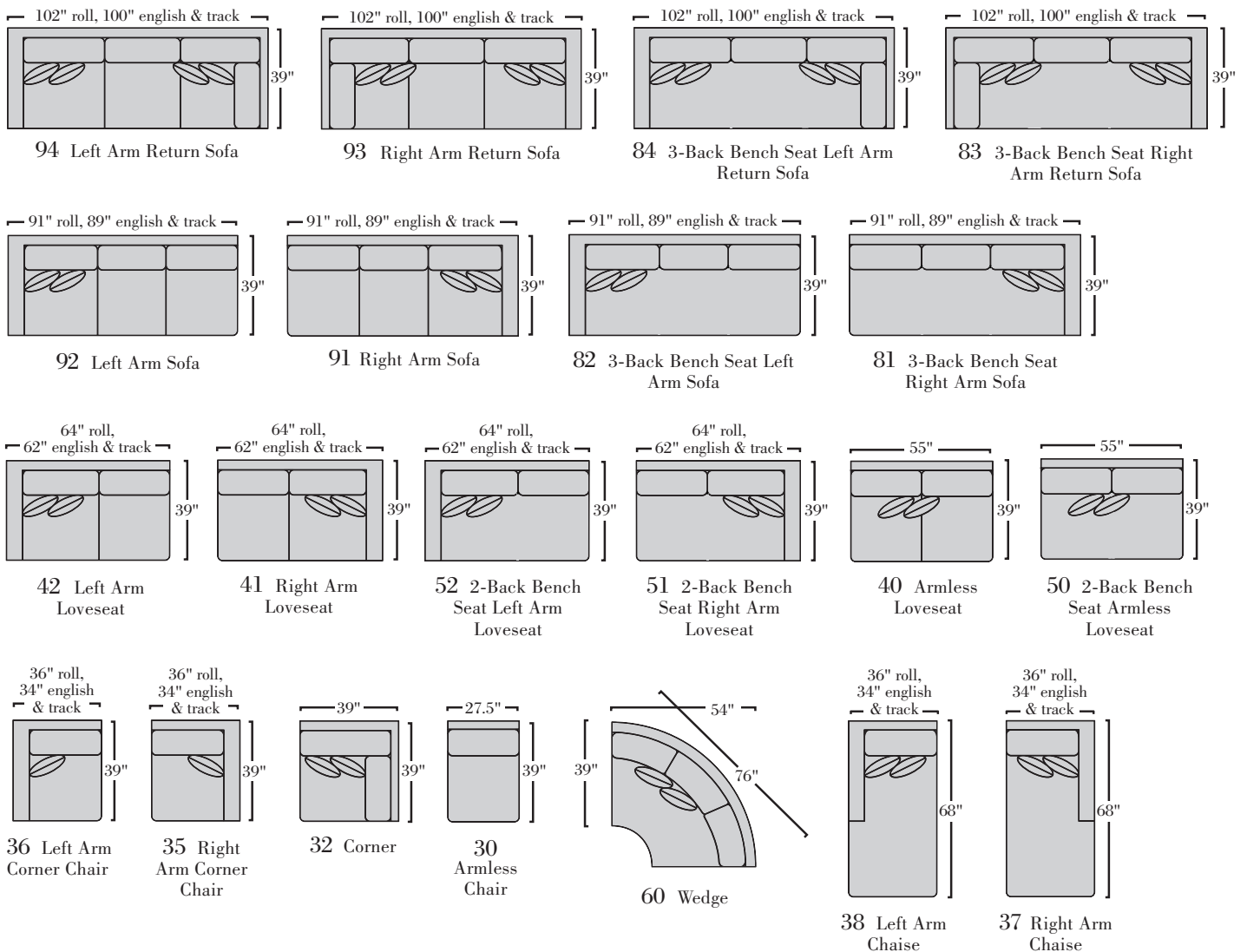
BERNHARDT SIGNATURE SEATING

Personalize your upholstery to create a room as unique as your signature.

STEP 1 Select the FRAME(S). Order with S prefix for frames with pillows OR Y prefix for frames without pillows.



Sectional pieces are not stand-alone items.



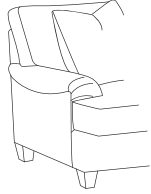
PRODUCT DESCRIPTION

Cushion:	Spring Down Standard	Seat Depth:	22" Deep (21" D for 02 & 04 Chairs and 51" D for Chaises)
Construction:	Sinuuous Springs (Ottomans are Webbing)	Frame Height:	37" High with Back Cushions (Ottomans 16.5" H) - heights include 5" removable legs
Pillow:	21" Knife-Edge Welted with a Blendown Fill	<i>No leather options.</i>	
Seat Height:	18" High (Ottomans 16.5" H)		

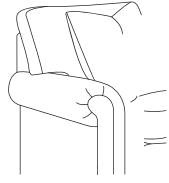
STEP 2 Select your ARM STYLE (use X if not applicable ie: ottoman, armless chair, etc.)
 Arm styles 2, 4 and 6 not available on bench seats.



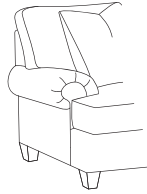
1 English Arm
A/H 24"



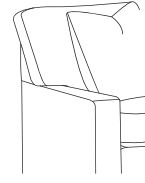
2 English Arm
w/T-cushion A/H 24"



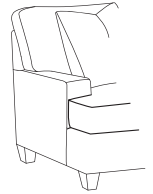
3 Roll Arm A/H 24"



4 Roll Arm
w/T-cushion A/H 24"

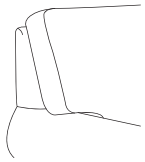


5 Track Arm
A/H 24"

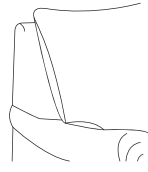


6 Track Arm
w/T-cushion A/H 24"

STEP 3 Select your BACK STYLE (use X if ordering ottoman)

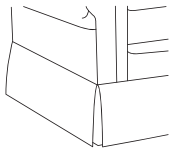


1 Boxed Border

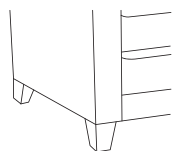


2 Knife Edge

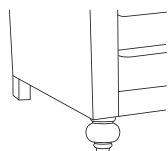
STEP 4 Select your FOOT/BASE STYLE



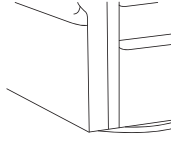
1 Skirted



2 Tapered Square

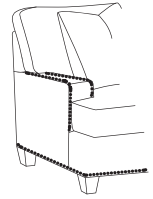
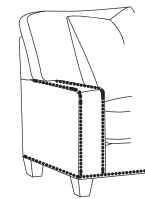
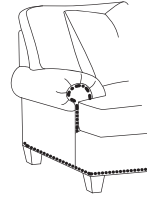
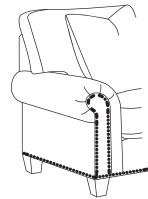
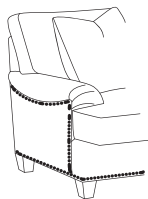
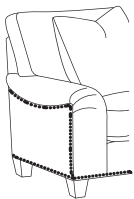


3 Turned



4 Swivel
(04 chair only)

STEP 5 Select with or without NAILHEAD



N With nailhead (see nailhead placement above) or X without nailhead

STEP 6 FINALIZE your design by selecting your body and pillow fabrics, welt and pillow fringe (if elected), wood finish on legs and nailhead color (when applicable). No leather options.

Build your item number - Every space must be filled with a number or an "X".

Body & pillow fabrics, welt, fringe, wood & nailhead finishes.

S or Y	0	7	5	1	2	X	
{	_____	-	_____	-	_____	-	_____
			frame		arm		back
					foot/base		nailhead
}							_____

{	_____	-	_____	-	_____	-	_____
			frame		arm		back
					foot/base		nailhead
}							_____

{	_____	-	_____	-	_____	-	_____
			frame		arm		back
					foot/base		nailhead
}							_____

Remember to MEASURE your space and all doorways, halls, elevators or stairways to ensure your new design will fit in your home.