



SMITH BROTHERS
of B E R N E

8131 LAF Chaise & RAF Sofa

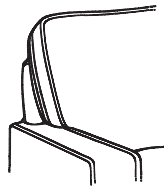
DESIGN *Your Way*

8000 Series

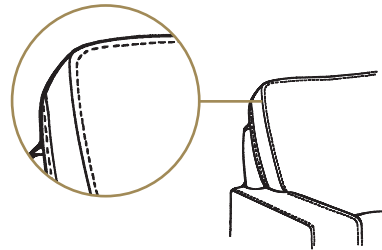


1

CHOOSE YOUR
SEAM



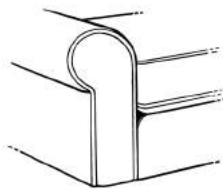
1 - Welt Cord



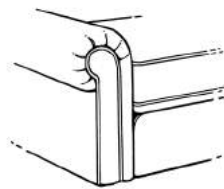
2 - Top Stitch

2

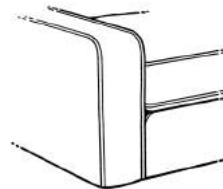
CHOOSE YOUR
ARM



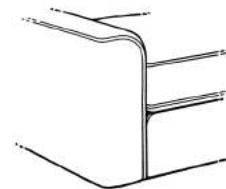
1 - Sock



2 - Panel



3 - Track

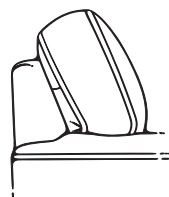


4 - Deco


3

CHOOSE YOUR
BACK


*Loose Pillow Back options incur an additional charge.



1 - Semi-Attached Boxing



2 - Loose Pillow Boxing*



3 - Loose Pillow Knife Edge*

WRITE YOUR
ORDER

8 **1** **2** **3** - ITEM #
 SEAM ARM BACK

For pieces where a style code does not apply (such as arm styles on armless pieces), enter "0" in that position. For example, an Ottoman SKU (item #40) with top stitching would be written as 8200-40. Only the Seam Style Code and the Item Number are needed because Arms and Backs do not apply in this case.

Examples

Standard Pillows

8100 pieces with welt cord: Style #13, 22" pillows with welt cord
8200 pieces with top stitched seams: Style #12, 22" pillows without welt cord



8141-20 Leather Loveseat
Welts, Deco Arm, Semi-Attached Back



8121-10 Sofa
Welts, Panel Arm, Semi-Attached Back
Standard with one pair style #13, 22" pillows



8112-31 Chair 1/2
Welts, Sock Arm, Loose Pillow Boxing Back
Standard with one style #13, 22" pillow



8100-41 Ottoman 1/2, Welts



8231-30 Leather Chair
No Welts, Track Arm, Semi-Attached Back



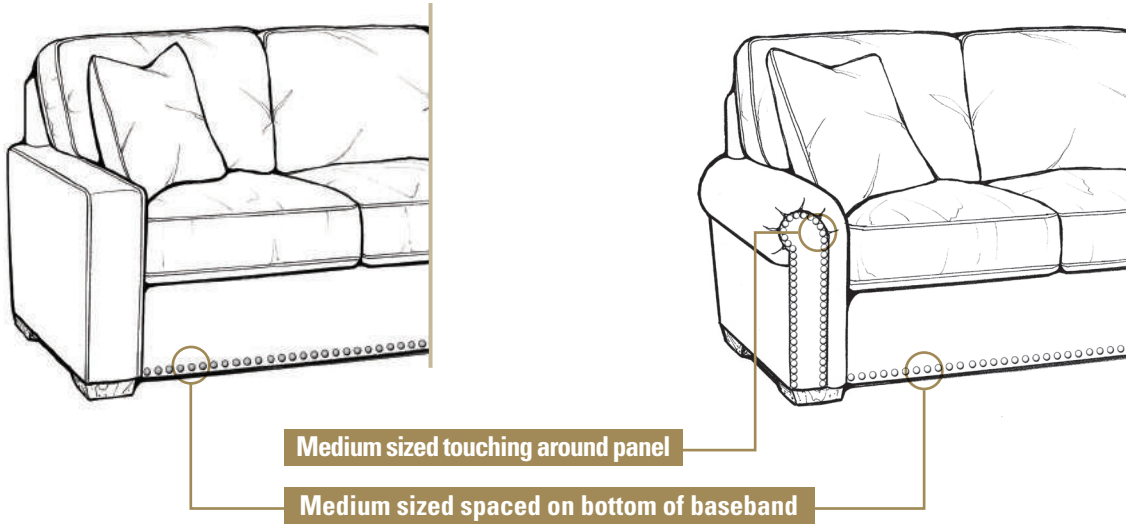
8131-14 LAF Sofa
8131-45 RAF Chaise
Welts, Track Arm, Semi-Attached Back
Standard with two pair style #13, 22" pillows



8143-21 LAF Corner Sofa
8103-26 Armless Loveseat
8143-55 RAF End Wedge
Welts, Deco Arm, Loose Pillow Knife Edge Back
Standard with two pair style #13, 22" pillows

NAILHEAD OPTIONS

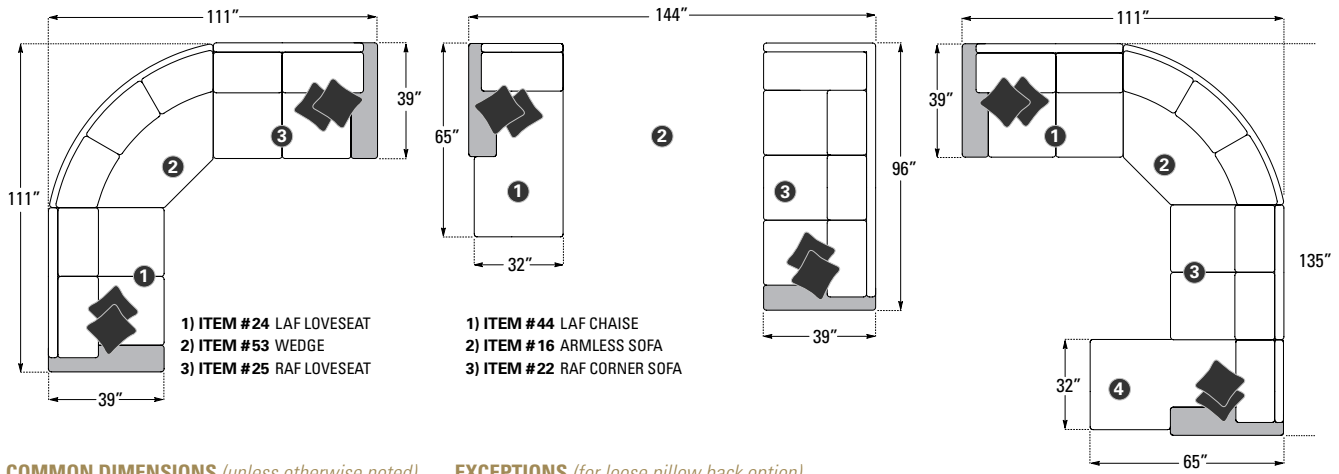
The 8000 series is not standard with nailhead, however it is an option. If nailhead is selected, it will be applied in the format shown below. Nailhead will be applied to the bottom of the base. It may be applied to the Panel Arm only, as the other arms cannot accept nailhead.



SAMPLE CONFIGURATIONS

SAMPLE CONFIGURATION DIMENSIONS REPRESENT PANEL AND SOCK ARMS WITH SEMI-ATTACHED BACKS

(SEE BELOW FOR EXCEPTIONS). Diagrams below are not to scale. All dimensions are approximate.



COMMON DIMENSIONS (unless otherwise noted)

- OVERALL HEIGHT (exceptions below) 36"
- OVERALL DEPTH (exceptions below) 39"
- SEAT HEIGHT..... 19"
- SEAT DEPTH (exceptions on back)..... 23"
- ARM HEIGHT (PANEL/SOCK)..... 23"
- ARM HEIGHT (TRACK/DECO)..... 22"


EXCEPTIONS (for loose pillow back option)

- L/RAF CORNER SOFA (loose pillow back) OVERALL LENGTH..... 97"
- CORNER CHAIR (loose pillow back) OVERALL LENGTH..... 40"
- WEDGE DIAGONAL (loose pillow back) LENGTH..... 77"

EXCEPTIONS

- TRACK ARM:** Subtract 3" PER ARM from overall frame length. Inside length does not change.
- DECO ARM:** Subtract 2" PER ARM from overall frame length. Inside length does not change.
- LOOSE PILLOW BACK:** Add 1" to overall depth and overall height for pieces with loose pillow backs. Seat depth does not change.

VELCRO



Leather styles feature velcro on the back side of the loose pillow backs. This method keeps the back cushions in place, as leather has a tendency to be slippery, causing them to slide down over the seat cushion.

8000 SERIES | AVAILABLE PIECES

Website Version - Not to Scale
 PILLOWS ARE NOT STANDARD ON LEATHER.

LAF = Left Arm Facing, RAF = Right Arm Facing

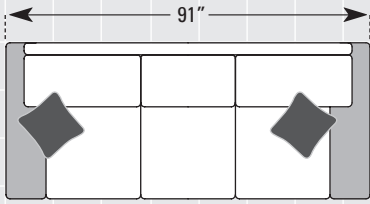
EXCEPTIONS

TRACK ARM: Subtract 3" PER ARM from overall frame length. Inside length does not change.

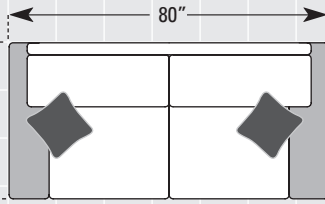
DECO ARM: Subtract 2" PER ARM from overall frame length. Inside length does not change.

LOOSE PILLOW BACK: Add 1" to overall depth and overall height for pieces with loose pillow backs. Seat depth does not change.

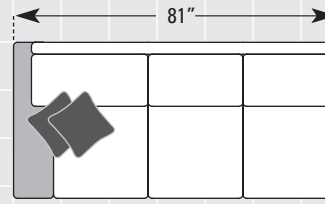
See inside for additional dimensions. All dimensions are approximate. See www.smithbrothers.net for more detailed dimensions.



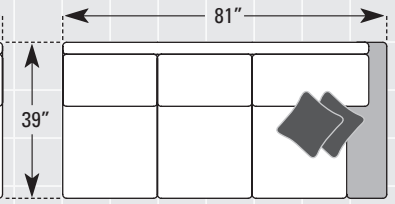
ITEM #10 SOFA
 INSIDE LENGTH: 71"



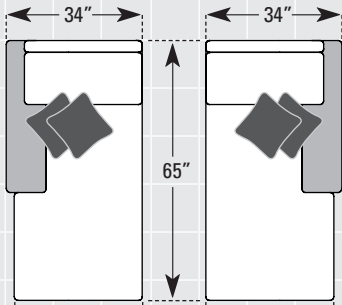
ITEM #11 MID-SIZE SOFA
 INSIDE LENGTH: 60"



ITEM #14 LAF SOFA
 INSIDE LENGTH: 71"

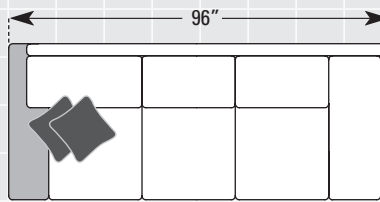


ITEM #15 RAF SOFA
 INSIDE LENGTH: 71"

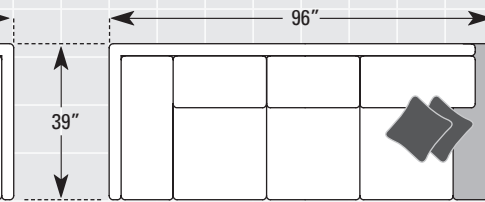


ITEM #44 LAF CHAISE
 INSIDE LENGTH: 24"
 SEAT DEPTH: 48"

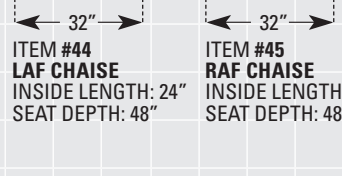
ITEM #45 RAF CHAISE
 INSIDE LENGTH: 24"
 SEAT DEPTH: 48"



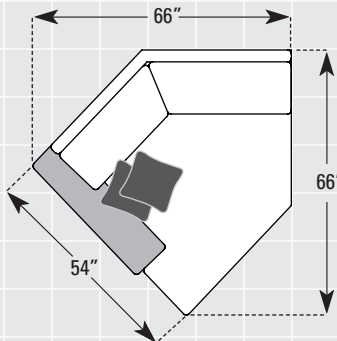
ITEM #21 LAF CORNER SOFA
 INSIDE LENGTH: 71"



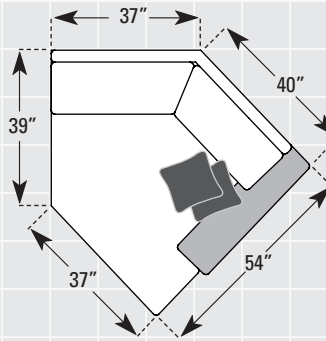
ITEM #22 RAF CORNER SOFA
 INSIDE LENGTH: 71"



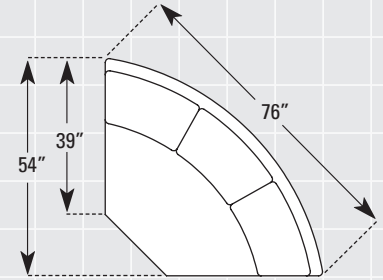
ITEM #20 LOVESEAT
 INSIDE LENGTH: 47"



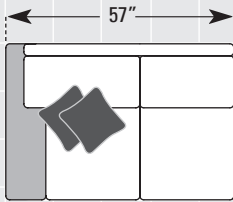
ITEM #54 LAF END WEDGE
 SEAT DEPTH: 39"



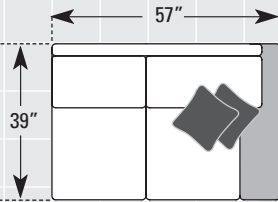
ITEM #55 RAF END WEDGE
 SEAT DEPTH: 39"



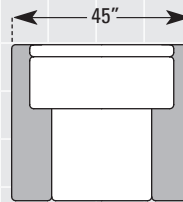
ITEM #53 WEDGE



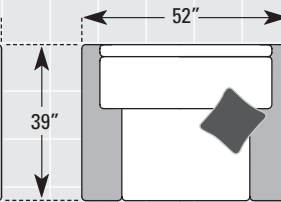
ITEM #24 LAF LOVESEAT
 INSIDE LENGTH: 47"



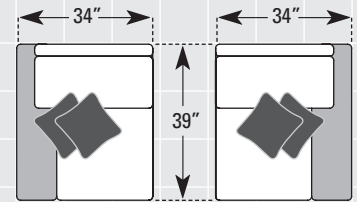
ITEM #25 RAF LOVESEAT
 INSIDE LENGTH: 47"



ITEM #30 CHAIR
 INSIDE LENGTH: 25"

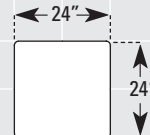


ITEM #31 CHAIR 1/2
 INSIDE LENGTH: 32"

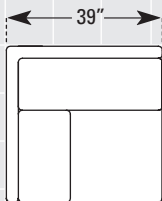


ITEM #34 LAF CHAIR
 INSIDE LENGTH: 24"

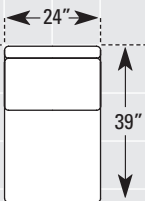
ITEM #35 RAF CHAIR
 INSIDE LENGTH: 24"



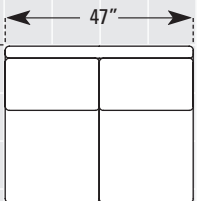
ITEM #42 CHAISE OTTOMAN
 HEIGHT: 19"



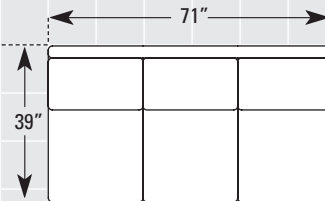
ITEM #32 CORNER CHAIR
 INSIDE LENGTH: 24"



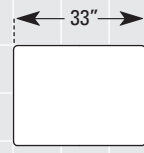
ITEM #36 ARMLESS CHAIR



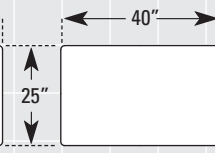
ITEM #26 ARMLESS LOVESEAT



ITEM #16 ARMLESS SOFA



ITEM #40 OTTOMAN
 HEIGHT: 16"



ITEM #41 OTTOMAN 1/2
 HEIGHT: 16"