


PILLOWS

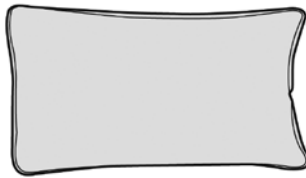
The Decorative Pillow program allows you to design your own pillows by offering (Square, Kidney and Cylinder) pillows in varying sizes. After selecting a pillow style and size you can customize the pillow by combining the options listed below (for an upcharge). List your pillow Style # then list the custom codes that correspond to your selected options. Example: LA-S2LF = 18" Square Pillow with Optional Large Flange.

Note: All decorative pillows are standard (W) Welted Knife Edge unless you list an alternative. In addition, many decorative trims are available.



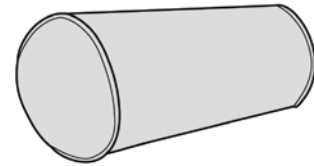
S = Square

Style #	=	
LA-S1	=	16 x 16
LA-S2	=	18 x 18
LA-S3	=	20 x 20
LA-S4	=	22 x 22
LA-S5	=	24 x 24
LA-S6	=	26 x 26



K = Kidney


Style #	=	
LA-K1	=	9 x 21
LA-K2	=	11 x 21
LA-K3	=	11 x 24
LA-K4	=	13 x 24
LA-K5	=	11 x 26



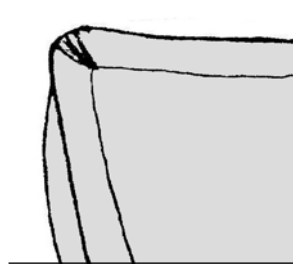
C = Cylinder

Style #	=	
LA-C1	=	6 x 22
LA-C2	=	8 x 20
LA-C3	=	8 x 24

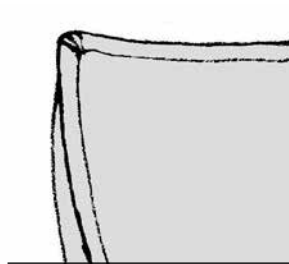
PILLOW DETAILS



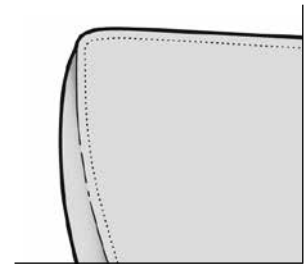
W = Welted Knife Edge (standard)



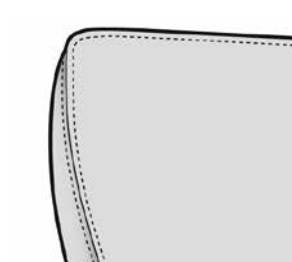
LF = Large Flange 1½ inch



SF = Small Flange ½ inch




E = English Seam Weltless



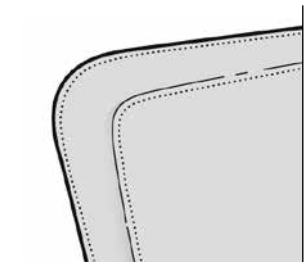
D = Double Needle Weltless



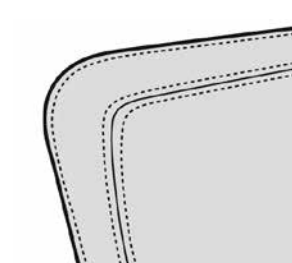
SBW = Small Box Border-2" with Welt  
LBW = Large Box Border-2½" with Welt



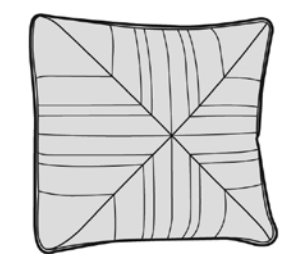
SBF = Small Box Border-2" with ½ inch flange  
LBF = Large Box Border-2½" with ½ inch flange




SBE = Small Box Border-2" with English Seam  
LBE = Large Box Border-2½" with English Seam



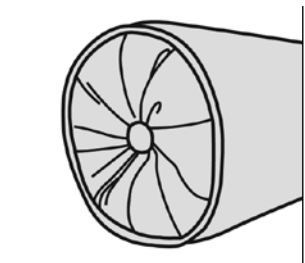
SBD = Small Box Border-2" Double Needle  
LBD = Large Box Border-2½" Double Needle



Mitered (M = one side only)  
Mitered (MM = on two sides)




B = Button

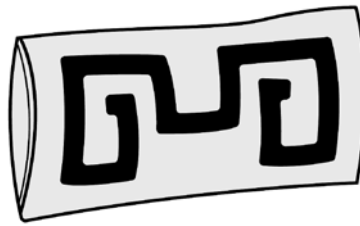


BP = Button with Pleat on Cylinder

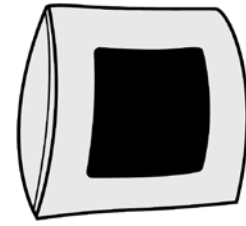
DECORATIVE PILLOW OPTIONS



**Roman**  
Can use any tape. Available on any decorative toss pillow



**Greek**  
Can use any tape. Available on any decorative kidney pillow



**Contrast Center Square**  
Can use any tape. Available on any decorative toss or kidney pillow

UPHOLSTERY SEAT CUSHIONS



**ULTRA-DOWN** (standard) is a ultra-cell poly foam in a lofty jacket filled with 50% conjugated fiber mixed with a 50% blend of 10% down and 90% feathers. All components meet California Flame Retardant specifications.



**SOFT SPRING DOWN** is individually encapsulated coil springs attached to each other by four clips on top and bottom of each coil placed inside a Bio-Comfort foam box, then wrapped with a thick blanket of polyester in a down proof tick that has been sewn with channels to hold a 15% down 85% feather filling.



**SUPREME DOWN** is designed to provide plushness combined with support. This is accomplished by mixing a premium fiber with a 10% down and 90% small feathers. The ticking used is 100% cotton down proof which is sewn with multi diamonds to ensure the proper amount of filling in each area.



**ECO PLUSH** employs the latest in environmentally friendly technology. The Bio-Comfort foam core uses the highest amount of soy based products possible. The core is wrapped with corn cellulose base Ingeo fiber. The fiber wrapped foam is filled into a 100% cotton down proof ticking.

SEAT CUSHION SHAPE & COMFORT SCALE

Cushion Appearance	Cushion Feel/Comfort	
TAILORED	Scale	FIRM
	10	
Eco Plush	9	Eco Plush
	8	
	7	
Soft Spring Down	6	Soft Spring Down
Ultra Down	5	Ultra Down
	4	
	3	
Supreme Down	2	Supreme Down
	1	
RELAXED		SOFT

UPHOLSTERY BACK CUSHIONS



**ULTRA DOWN** back pillows are a combination of premium polyester fibers with feather down with a 50/50 blend in a cotton down proof ticking.



**SUPREME DOWN** back pillow is the most plush and Eco-friendly pillow possible. The tick is 100% cotton and the filling is 100% white goose down and feathers. The blend is 10% down and 90% feathers.