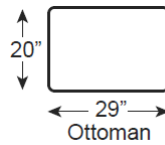
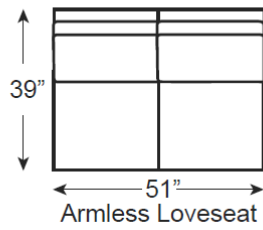
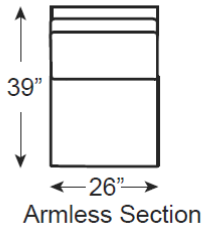
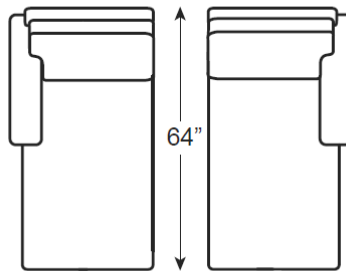
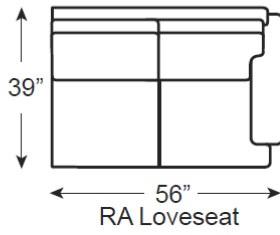
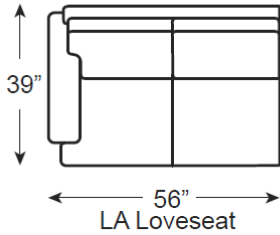
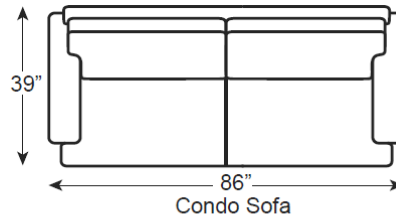
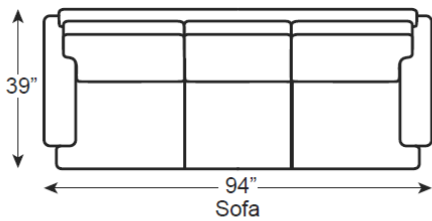
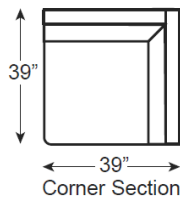
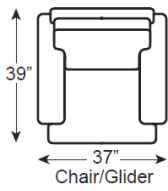


EXETER VARIATIONS

The Exeter Variations program provides you with the option to build your own custom sofas, chairs and ottomans. Featuring luxurious down seating, the silhouettes can be customized by choosing from four arm styles and three leg options. In addition, the swivel glider chair is standard with a waterfall skirt. Make it yours even further by selecting from hundreds of fabrics and additional applications.

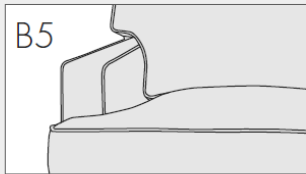


Drawings based on B1 & B24 arms.

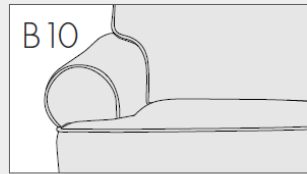


EXETER VARIATIONS

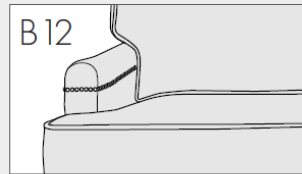
Step 1: Select your arm (B)



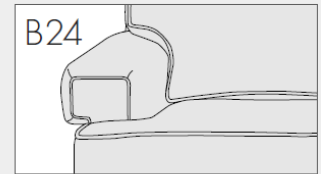
track arm



sock arm

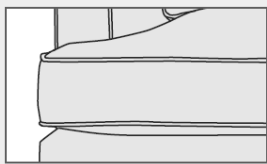


mod track arm



key arm

Step 2: Select your seat (C)



T-cushion

C1 = qty 3

C2 = qty 2

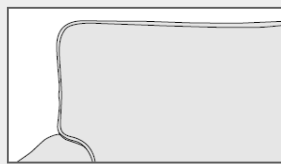
C3 = qty 1

straight cushion

C5 = qty 2

C6 = qty 1

Step 3: Select your back (D)



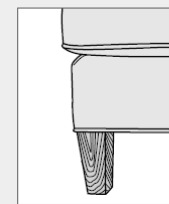
box border welt pillow

D16 = qty 3

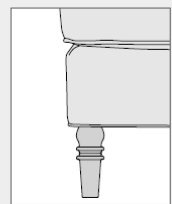
D17 = qty 2

D18 = qty 1

Step 4: Select your base (E)



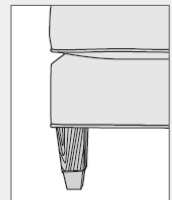
E6 tapered leg (4194L)



E11 slight turned leg (4065L)



E24 skirted glider & ottoman only



E25 tapered w/ferrule (4064L)



1337-60 condo sofa - A1-B12-C2-D17-E6

Fabric/Leather Style	Description	Overall Widths (by arm choice)				Overall Depth	Overall Height	Seat			Arm Height	No. of Cushions	Construction Codes
		B5	B10	B12	B24			W	D	H			
1337-70**	Sofa	89	94	87	94	39	34	79	21	20	25	3	EIT
1337-60**	Condo Sofa	81	86	78	86	39	34	71	21	20	25	2	EIT
1337-30**	Chair	32	37	29	37	39	34	22	21	20	25	1	EIT
1337-25	Swivel Glider	32	37	29	37	39	34	22	21	20	25	1	DLQ
1337-10**	Ottoman				29	20	18						H
1337-56/57	RA/LA Loveseat	54	56	54	56	39	34	49	21	20	25	2	EIT
1337-16/17	RA/LA Chaise	34	35	34	35	64	34	29	46	20	25	1	EIT
1337-91	Corner Section				39	39	34	22	21	20		1	EI
1337-34	Armless Section				26	39	34	26	21	20		1	EIT
1337-54	Armless Loveseat				51	39	34	51	21	20		2	EIT