

# CENTURY®

## GREAT ROOM UPHOLSTERY

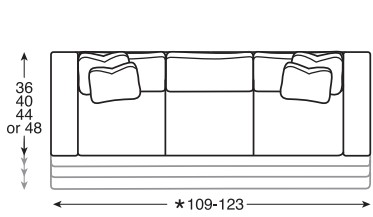
### LTD7100 - Great Room UPH Series - Available 36", 40", 44" & 48" Depth

Multi Arm & Base Options. See reverse for all options.

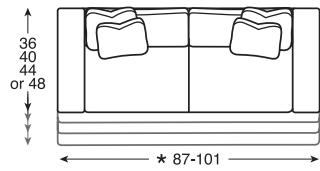
Leather/Fabric Combinations available.

See LR-7100- for Leather Series

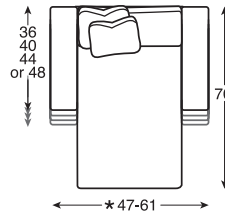
#### STEP 1 - SELECT FRAME & FABRIC



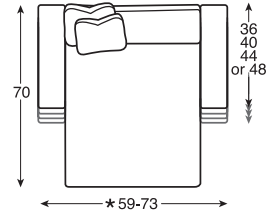
**LTD7100-1 Large Sofa**  
2 TPs (24 x24)  
2 TPs (22 x22)



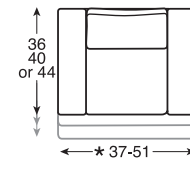
**LTD7100-2 Sofa**  
2 TPs (24 x24)  
2 TPs (22 x22)



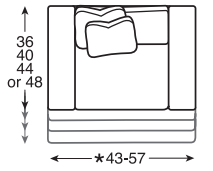
**LTD7100-5 Chaise**  
1 TP (24 x24)  
1 TP (22 x22)  
Overall Depth 70"



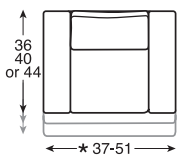
**LTD7100-5X Wide Chaise**  
1 TP (24 x24)  
1 TP (22 x22)  
Overall Depth 70"



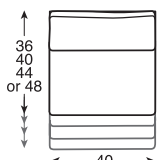
**LTD7100-6 Chair**



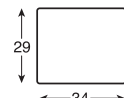
**LTD7100-6X Chair n Half**  
1 TP (24 x24)  
1 TP (22 x22)



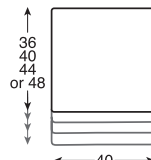
**LTD7100-8 Swivel Chair**



**LTD7100-11 Armless Chair**



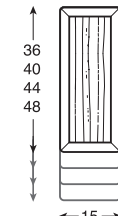
**LTD7100-12 Ottoman**  
Sled & Tall Runner  
Bases NA



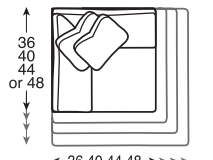
**LTD7100-14 Large Ottoman**  
Tall Runner  
Bases NA



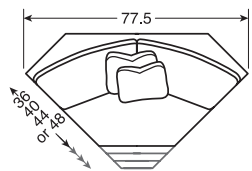
**LTD7100-19 Upholstered Table**  
See Upholstered Table  
Tear Sheets for Options



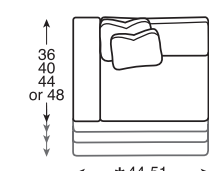
**LTD7100-19OAK Upholstered Table with Oak Top**  
See Upholstered Table  
Tear Sheets for Options



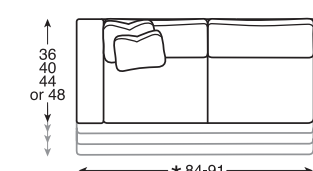
**LTD7100-21 Corner Chair**  
1 TP (24 x24)  
1 TP (22 x22)



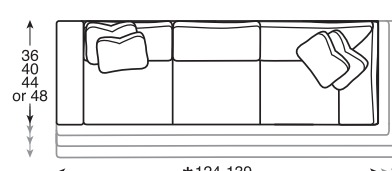
**LTD7100-22 Clipped Corner Chair**  
1 TP (24 x24)  
1 TP (22 x22)  
\*Table Option Available -  
See Uph Table Tear Sheet



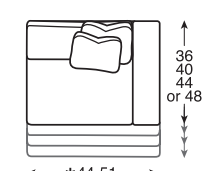
**LTD7100-41 LAF Chair**  
1 TP (24 x24)  
1 TP (22 x22)



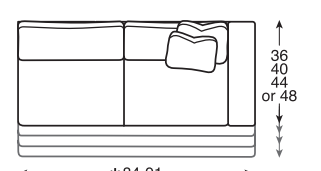
**LTD7100-42 LAF Sofa**  
1 TP (24 x24)  
1 TP (22 x22)



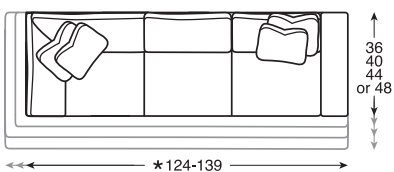
**LTD7100-43 LAF Corner Sofa**  
2 TPs (24 x24)  
2 TPs (22 x22)



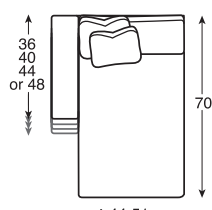
**LTD7100-51 RAF Chair**  
1 TP (24 x24)  
1 TP (22 x22)



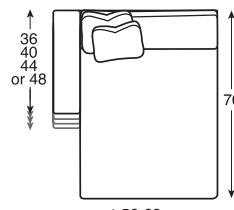
**LTD7100-52 RAF Sofa**  
1 TP (24 x24)  
1 TP (22 x22)



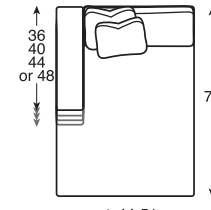
**LTD7100-53 RAF Corner Sofa**  
2 TPs (24 x24)  
2 TPs (22 x22)



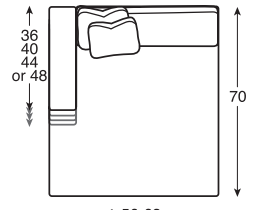
**LTD7100-81 LAF Chaise**  
1 TP (24 x24)  
1 TP (22 x22)  
Overall Depth 70"



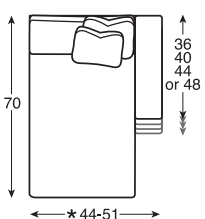
**LTD7100-81X LAF Double Chaise**  
1 TP (24 x24)  
1 TP (22 x22)  
Overall Depth 70"



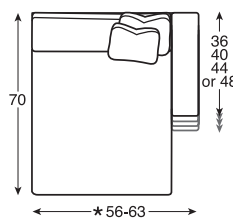
**LTD7100-81T LAF T-Cushion Chaise**  
1 TP (24x24)  
1 TP (22x22)  
Overall Depth 70"



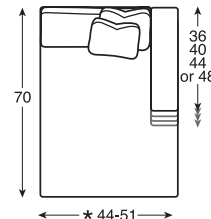
**LTD7100-81XT LAF T-Cushion Double Chaise**  
1 TP (24x24)  
1 TP (22x22)  
Overall Depth 70"  
Sled Bases N/A



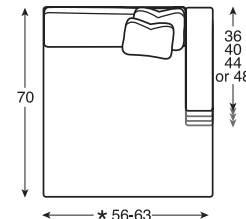
**LTD7100-91 RAF Chaise**  
1 TP (24 x24)  
1 TP (22 x22)  
Overall Depth 70"



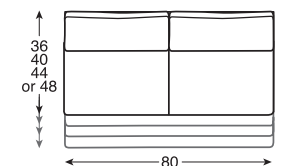
**LTD7100-91X RAF Double Chaise**  
1 TP (24 x24)  
1 TP (22 x22)  
Overall Depth 70"



**LTD7100-91T RAF T-Cushion Chaise**  
1 TP (24x24)  
1 TP (22x22)  
Overall Depth 70"



**LTD7100-91XT RAF T-Cushion Double Chaise**  
1 TP (24x24)  
1 TP (22x22)  
Overall Depth 70"  
Sled Bases N/A



**LTD7100-92 Armless Sofa**

#### STEP 2 - SELECT FRAME DEPTH (36", 40", 44", 48")

Overall Depth 36" = Inside Depth 21"  
Overall Depth 40" = Inside Depth 25"  
Overall Depth 44" = Inside Depth 29"  
Overall Depth 48" = Inside Depth 33"

Note - All Chaise - depth applies to Arm Only - must select 36", 40", 44" or 48" - inside depth 55".

See reverse for additional Steps. See Price List for complete details on all components, finishes and options.

## GREAT ROOM UPHOLSTERY

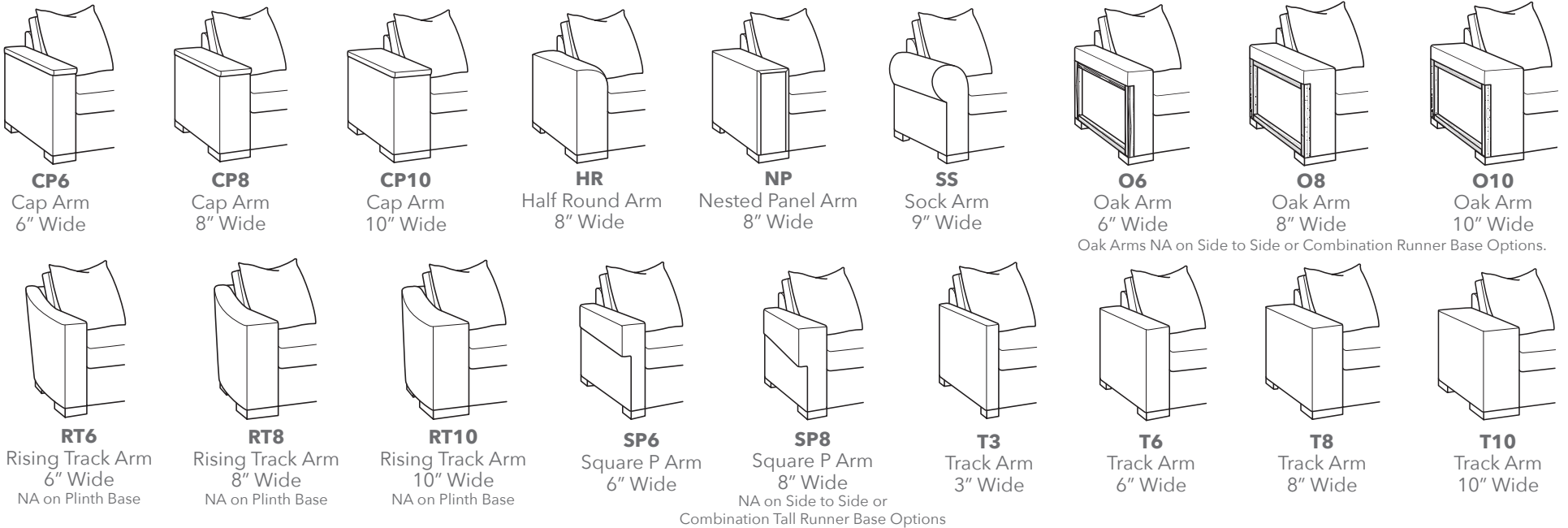
**LTD7100 Great Room UPH Series** - Available 36", 40", 44", 48" Depth. Multi Arm & Base Options.  
See reverse for Frame options. Leather/Fabric Combinations available.

**See LR-7100- for Leather Series**

### 3 - SELECT ARM

NOTE - Keep in mind that certain arm choices may change the width of the piece you are creating

Width varies based on Arm selection. Please refer to the Variable Width Chart by Arm (online, in the Price List and Catalog).  
Over the Arm Tables are available. Please See Table Option Tear Sheet.



### 4 - SELECT BACK RAIL HEIGHT

**Standard - 28" Back Rail Height**  
High Back - 31" Back Rail Height  
Note - Overall Height 33.5"

### 5 - SELECT SEAT CUSHION FILL

**Down Plush - Standard**  
Elegance Plush Medium  
Spring Down Soft, Medium, or Firm - Upcharge

### 6 - SELECT BACK CUSHION FILL

**Everloft - Standard**  
Fiber  
Duraloft - Upcharge

### 7 - SELECT EDGE

**Top Stitch - Standard**  
Weltless  
Saddle Stitch

### 8 - SELECT THROW PILLOW

**Knife Edge No Welt - Standard**  
Knife Edge Welted

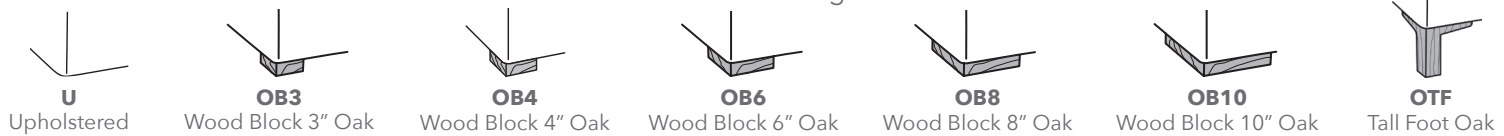
### 9 - SELECT THROW PILLOW FILL

**Fiber Down - Standard**  
Fiber  
Cloud Fiber  
Lux Down - Upcharge

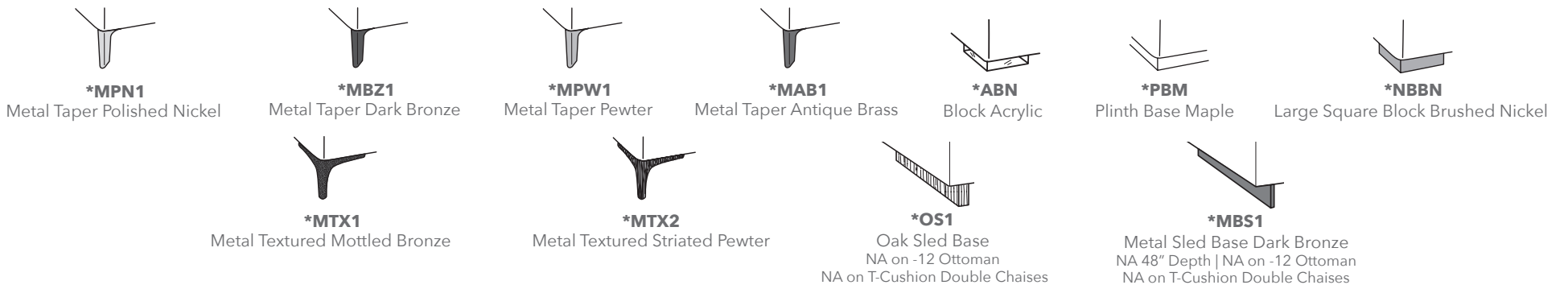
### 10 - SELECT BASE

Note - \*Upcharge for Group 2 & 3

#### GROUP 1 - No Charge



#### GROUP 2 - \*Upcharge

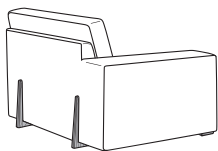


#### RUNNER BASES - \*Upcharge for Group 2 & 3

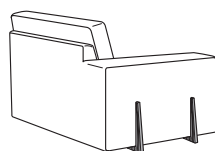
Note - Tall Runner Bases NA on Ottomans



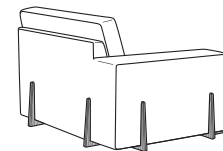
#### FRONT to BACK



#### SIDE to SIDE



#### COMBINATION - BACK & SIDES



**WRO1** Tall Runner Oak (shown above) - **Group 1**  
**LRO1** Low Runner Oak - **Group 1**  
**SRO1** Soft Runner Oak - **Group 1**  
**\*AR1** Tall Runner Acrylic - **Group 2**  
**\*LAR1** Low Runner Acrylic - **Group 2**  
**\*ERO1** Tall Empire Runner Oak - **Group 2**  
**\*TXR1** Tall Runner Textured Brass - **Group 2**

**WRO2** Tall Runner Oak (shown above) - **Group 1**  
**LRO2** Low Runner Oak - **Group 1**  
**SRO2** Soft Runner Oak - **Group 1**  
**\*AR2** Tall Runner Acrylic - **Group 2**  
**\*LAR2** Low Runner Acrylic - **Group 2**  
**\*ERO2** Tall Empire Runner Oak - **Group 2**  
**\*TXR2** Tall Runner Textured Brass - **Group 2**  
Arm Restrictions: See Step 3  
These Frames Only: **Group 2** Bases No Charge  
LTD7100-11 / LTD7100-21 / LTD7100-22 / LTD7100-92

**\*WRO3** Tall Runner Oak (shown above) - **Group 2**  
**\*LRO3** Low Runner Oak - **Group 2**  
**\*SRO3** Soft Runner Oak - **Group 2**  
**\*AR3** Tall Runner Acrylic - **Group 3**  
**\*LAR3** Low Runner Acrylic - **Group 3**  
**\*ERO3** Tall Empire Runner Oak - **Group 3**  
**\*TXR3** Tall Runner Textured Brass - **Group 3**  
Arm Restrictions: See Step 3  
These Frames Only: **Group 2** Bases No Charge /  
**Group 3** Bases Upcharge  
LTD7100-11 / LTD7100-21 / LTD7100-22 / LTD7100-92

### STEP 11 - SELECT FINISH

**City Light - Standard**  
See price list for all options.

### STEP 12 - SELECT NAILHEAD

Nailhead is optional, placement at Base Only.  
See Current Price List for all Nailhead Options.

See Price List for complete details on all components, finishes and options.