



WINNERS ONLY[®]

ASSEMBLY INSTRUCTIONS





PROD.NO : BTB/BTG/BTH/BTP150, BB250 & BJ350

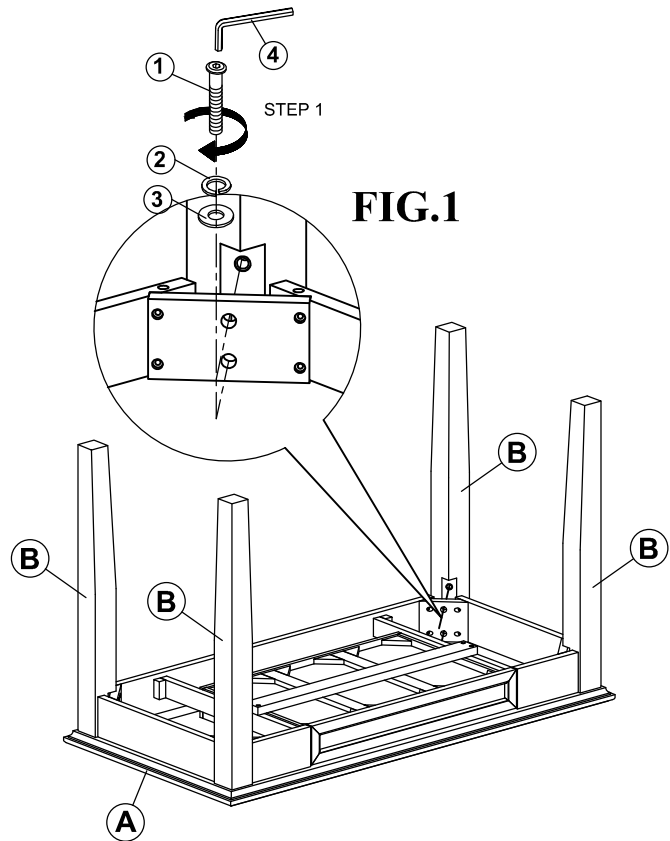
Thank you for purchasing this quality product. be sure to check all packaging material carefully for small parts that may have come loose inside the carton during shipment.

Components List :

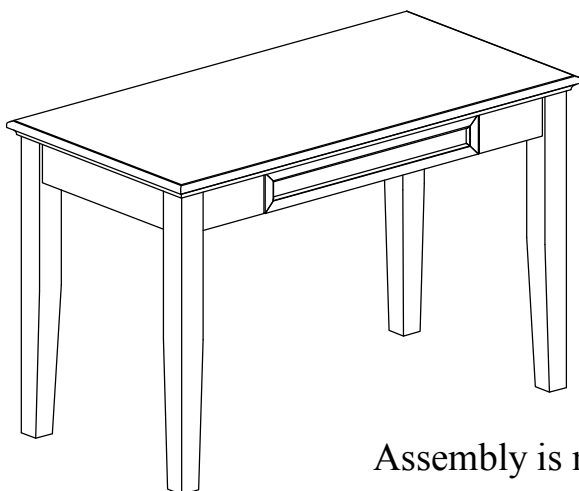
NO.	DESCRIPTION	Q' TY
A	 Table Top	1
B	 Table Leg	4pcs

Hardware list

NO.	SKETCH	DESCRIPTION	SIZE	Q'TY
1		Allen Bolt	5/16"*2-1/4"	8pcs
2		Lock Washer	8mm	8pcs
3		Flat Washer	8*19*2mm	8pcs
4		Allen Key	4*30*80mm	1pc



STEP 1: Place the Table Top(A) on the floor with a piece of cloth or carpet. Attach the Leg (B) to the top using provided hardware as shown on FIG.1.



Assembly is now completed.