

HOKKER[®] FURNISHINGS

ASSEMBLY INSTRUCTION

ITEM: 7252-90867-85-6/0-6/6 Upholstered Headboard
 7252-90868-85-6/0 6/0-6/6 Upholstered Panel Footboard
 7252-90853-85-5/0-6/6 Upholstered Rails
 7252-90860-85-6/0 Upholstered Rails

Thank you for purchasing this quality product. Be sure to unpack carefully looking for small parts which may have come loose during shipment.
 Read all instruction and study the drawing carefully before starting the assembly process.

HARDWARE LIST OF HEADBOARD

No.	Drawing	Description	Size	Q'ty
A		Allen Key	M4	1
B		Bolt	Ø1/4"x50mm	4
C		Lock Washer	Ø1/4"	4
D		Flat Washer	Ø1/4"	4

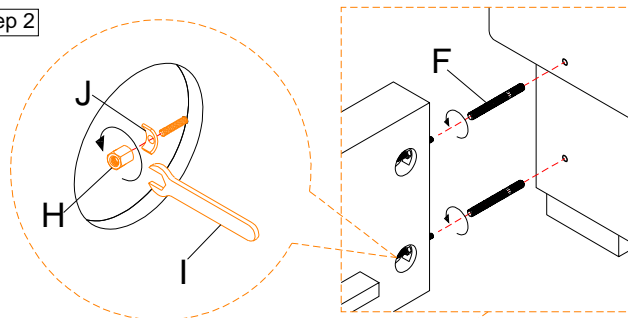
HARDWARE LIST OF FOOTBOARD

No.	Drawing	Description	Size	Q'ty
A		Allen Key	M4	1
B		Bolt	Ø1/4"x50mm	4
C		Lock Washer	Ø1/4"	4
D		Flat Washer	Ø1/4"	4
E		Wood Screw	Ø4x30 mm	10

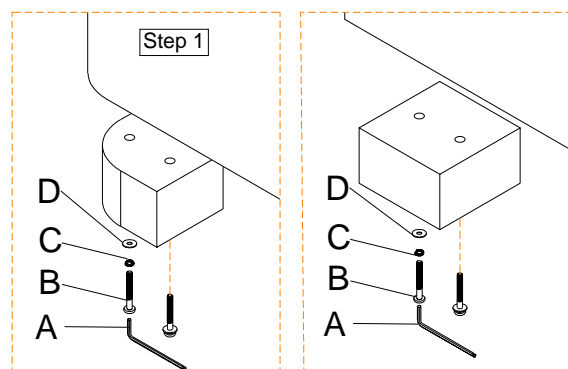
HARDWARE LIST OF SIDE RAILS

No.	Drawing	Description	Size	Q'ty
F		All thread bolt	Ø5/16"x100mm	8
J		Half Round Washer	Ø5/16"	8
H		Hexagon Nut	Ø5/16"	8
I		Wrench	D12mm	1

Step 2



Step 1



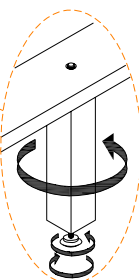
Hardware & legs inside headboard

7252-90867-85-6/0-6/6
Upholstered Headboard

7252-90853-85-5/0-6/6
Upholstered Rails
Or 7252-90860-85-6/0
Upholstered Rails

7252-90868-85-6/0
6/0-6/6 Upholstered Panel
Footboard

Step 3



Step 4

