

HOKKER[®] FURNISHINGS

ASSEMBLY INSTRUCTION

ITEM: 6820-90951-81-5/0 Fabric Uph Headboard





6820-90952-81-5/0 Fabric Uph Footboard

6820-90953-81-5/0-6/6 Fabric Uph Rails

Thank you for purchasing this quality product. Be sure to unpack carefully looking for small parts which may have come loose during shipment.

Read all instruction and study the drawing carefully before starting the assembly process.

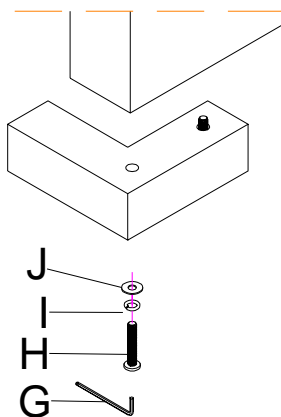
HARDWARE LIST OF SIDE RAILS

No.	Drawing	Description	Size	Q'ty
A		All thread bolt	Ø5/16"x100mm	8
B		Half Round Washer	Ø5/16"	8
C		Hexagon Nut	Ø5/16"	8
E		Wrench	D 12mm	1

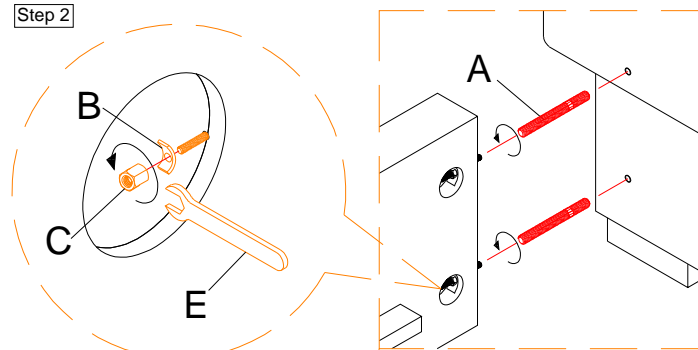
HARDWARE LIST OF FOOTBOARD

No.	Drawing	Description	Size	Q'ty
H		Bolt	Ø5/16"50mm	4
I		Lock Washer	Ø5/16"	4
J		Flat Washer	Ø5/16"	4
G		Allen Key	M4	1
D		Wood Screw	Ø4x30mm	8

Step 1



Step 2

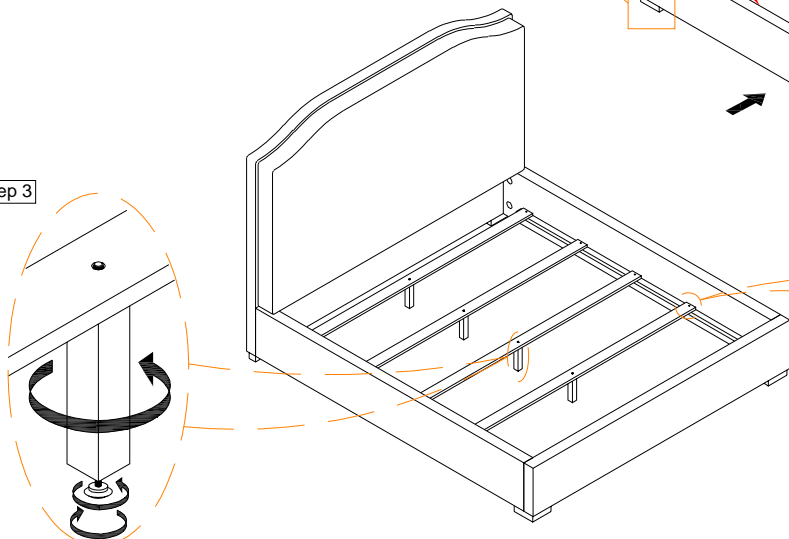


6820-90951-81-5/0
Fabric Uph Headboard

6820-90952-81-5/0
Fabric Uph Footboard

6820-90953-81-5/0-6/6
Fabric Uph Rails

Step 3



Step 4

