


Thank you for purchasing this quality product. Be sure to unpack carefully looking for small parts which may have come loose during shipment.

Read all instruction and study the drawing carefully before starting the assembly process.


HARDWARE PACK

NO	DRAWING	DESCRIPTION	SIZE	QTY
A		ANTI-TIP KIT		1 PC


PART LIST

NO	DRAWING	DESCRIPTION	QTY
1		REMOVABLE SHELVES	3 PCS

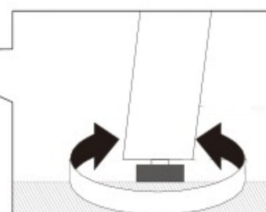
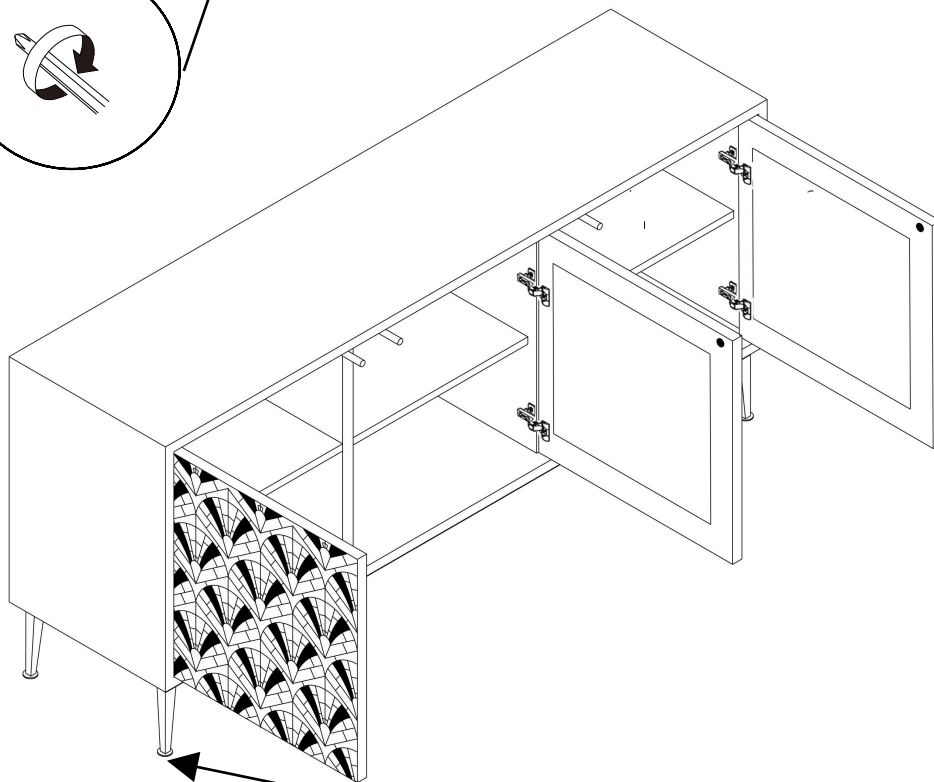
TOOL REQUIRED

DRAWING	DESCRIPTION
	PHILIP HEAD SCREWDRIVER (NOT INCLUDED IN PACKAGED)

Tipping Restraint



Anti tipping kit include for use,
We recommend to installing for
safety reason



NOTE :
Anti tipping kit restraint is provided .
please follow the instruction enclosed with the pack

NOTE :
ADJUST LEVELER IF NEEDED TO LEVEL
CABINET ON UNEVEN FLOOR

Thank you for purchasing this quality product. Be sure to unpack carefully looking for small parts which may have come loose during shipment.

Read all instruction and study the drawing carefully before starting the assembly process.

INSTRUCTION FOR HINGE ADJUSTMENT

(If necessary , the door panels by adjusting the set screw on the door hinges as needed.)

