





# HOKKER<sup>®</sup> FURNISHINGS

# ASSEMBLY INSTRUCTION


ITEM: 7252-90867-85-6/0-6/6 Upholstered Headboard  
 7252-90868-85-6/0 6/0-6/6 Upholstered Panel Footboard  
 7252-90853-85-5/0-6/6 Upholstered Rails  
 7252-90863-85-6/0 Upholstered Rails

Thank you for purchasing this quality product. Be sure to unpack carefully looking for small parts which may have come loose during shipment.  
 Read all instruction and study the drawing carefully before starting the assembly process.





## HARDWARE LIST OF HEADBOARD

No.	Drawing	Description	Size	Q'ty
A		Allen Key	M4	1
B		Bolt	Ø5/16"x50mm	4
C		Lock Washer	Ø5/16"	4
D		Flat Washer	Ø5/16"	4

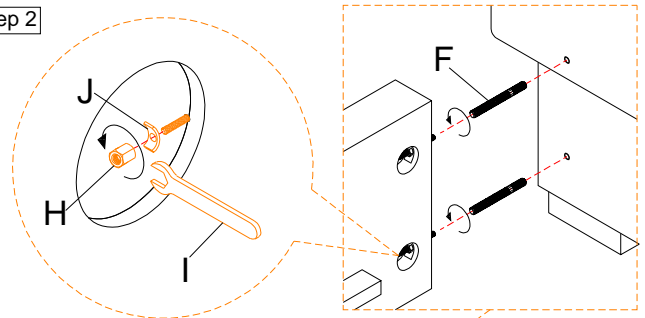
## HARDWARE LIST OF FOOTBOARD

No.	Drawing	Description	Size	Q'ty
A		Allen Key	M4	1
B		Bolt	Ø5/16"x50mm	4
C		Lock Washer	Ø5/16"	4
D		Flat Washer	Ø5/16"	4
E		Wood Screw	Ø4x30 mm	10

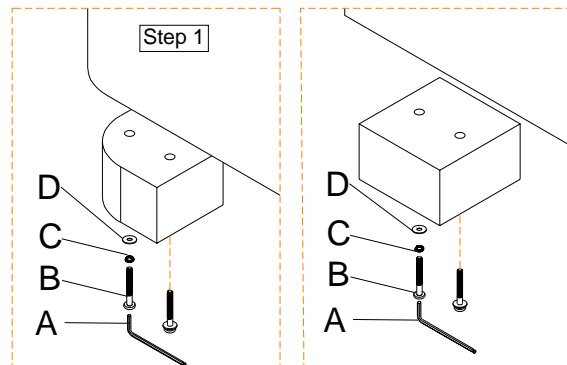
## HARDWARE LIST OF SIDE RAILS

No.	Drawing	Description	Size	Q'ty
F		All thread bolt	Ø5/16"x100mm	8
J		Half Round Washer	Ø5/16"	8
H		Hexagon Nut	Ø5/16"	8
I		Wrench	D12mm	1

Step 2



Step 1



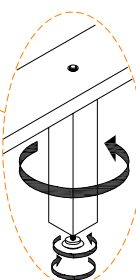
7252-90867-85-6/0-6/6  
Upholstered Headboard

7252-90853-85-5/0-6/6  
Upholstered Rails  
Or 7252-90860-85-6/0  
Upholstered Rails

Hardware &  
legs inside headboard

7252-90868-85-6/0  
6/0-6/6 Upholstered Panel  
Footboard

Step 3



Step 4

