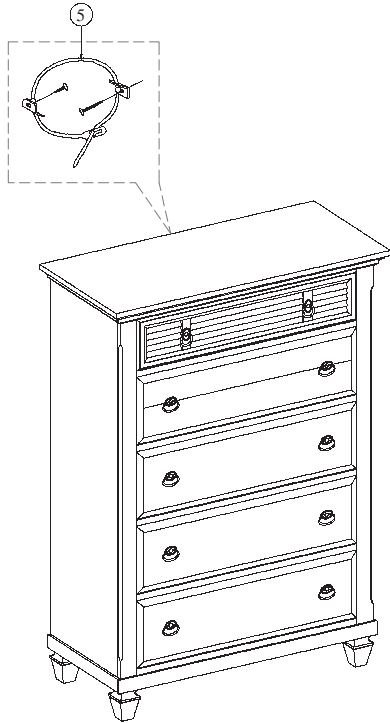


ASSEMBLY INSTRUCTION



ITEM : 22426

DESCRIPTION : Drawer Chest






Thank you for purchasing this quality product. Be sure to check all packing material carefully for small Hardware which may have come loose inside the carton during shipment. Identify and count all Hardware and compare with the Hardware List below.



PART LIST

NO.	DESCRIPTION		QTY.
(A)	Drawer Chest		1 Pc
(B)	Legs		4 Pcs

HARDWARE LIST

NO.	DESCRIPTION		QTY.
①	JCBC Screw 5/16" x 45mm		8 Pcs
②	Spring Washer 5/16"		8 Pcs
③	Flat Washer 5/ 16" x 19 x 1mm		8 Pcs
④	Allen Key M4		1 Pc
⑤	Tipping Restraint		1 Set

