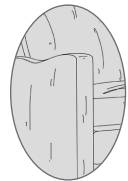


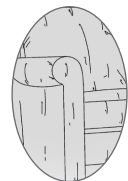
Loft Living Recliners



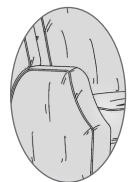
Step 1: Choose your ARM



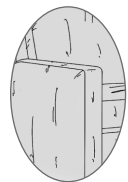
Dimitri - LL20
Sloped Track Arm
(Top Stitch Standard)



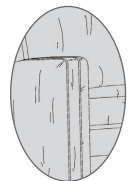
Danae - LL21
Round Arm
(Top Stitch Standard)



Darrien - LL22
Scoop Arm
(Welt Standard)



Daxton - LL23
Classic Track Arm
(Top Stitch Standard)



Dekker - LL24
Modern Banded
Track Arm
(Welt Standard)

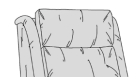
Step 2: Choose your STYLE

50/50 Mixture:
50% (5% Down and 95% Feathers) 50% Fiber (10 Denier)
Encased within Down Proof Ticking


High Leg Recliner

-050 Divided Back Cushion

-051 Solid Back Cushion



Divided Back



Solid Back

Swivel Glider Recliner

-055 Divided Back Cushion

-056 Solid Back Cushion



Step 3: Choose your ITEM Type

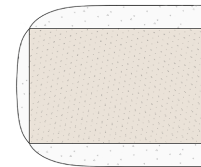
-M Manual Recliner

-P Power Recliner WITHOUT Power Headrest

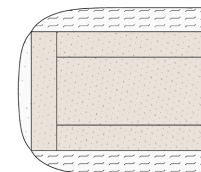
-PH Power Recliner WITH Power Headrest

Step 4: Choose your seat CUSHION

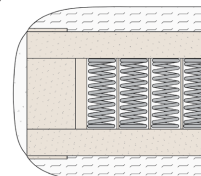
CC. (Standard)
Classic Comfort
1.5 High Resiliency
Foam (HR) Encased
within Down Proof
Ticking



DP. (Optional/Upcharge)
Down Plush 2.0
High Resiliency
Foam (HR) Enveloped
within a Blend of
Feathers, Down and
Polyester Fiber and
Encased within Down Proof Ticking





SDL. (Optional/Upcharge)
Spring Down Luxe
3"/15 Gauge Pocketed
Coil Core Encased
within 2.0 High
Resiliency Foam
(HR) Enveloped
within a Blend of
Feathers and Polyester Fiber then Encased
within Down Proof Ticking





Step 5: Choose your Finish

Only available when ordering a
High Leg Recliner -050 or -051

Standard



Premier (Upcharge)



Order Info:

Date: _____

PO#: _____

Dealer Name or Account #: _____

Billing Address: _____

Shipping Address: _____


Phone #: _____

Contact Person: _____

Build Your Piece(s) Here:

QTY	Step 1: Arm #	Step 2: Back #	Step 3: Item Type	Step 4: Cushion Code	Body Fabric	Step 5: Finish	Option:	Price
Example Order:	1	LL22	-056	-P	DP	100257-47	N/A	CIB & CS: 400553-45

Loft Living Recliners





Dimitri - LL20 Sloped Track Arm
(Top Stitch Standard)

High Leg:

29W x 37D x 43H
20.5SW x 20.5SD x 20SH x 26.5AH

Swivel Glider:

32W x 38D x 40.5H
22SW x 21SD x 20SH x 25.5AH




Danae - LL21 Round Arm
(Top Stitch Standard)

High Leg:

34W x 37D x 43H
20.5SW x 20SD x 20SH x 26.5AH

Swivel Glider:

32W x 38D x 40.5H
22SW x 21SD x 20SH x 25.5AH




Darrien - LL22 Scoop Arm
(Welt Standard)

High Leg:

30.5W x 37D x 43H
21SW x 20SD x 20SH x 25AH

Swivel Glider:

32W x 38D x 41H
21SW x 19.5SD x 20SH x 25AH




Daxton - LL23 Classic Track Arm
(Top Stitch Standard)

High Leg:

29W x 37D x 43H
20.5SW x 20.5SD x 20SH x 25AH

Swivel Glider:

32W x 38D x 40.5H
22SW x 21SD x 20SH x 25.5AH




Dekker - LL24 Modern Banded Track Arm
(Welt Standard)

High Leg:

30.5W x 37D x 42H
20SW x 20.5SD x 20SH x 25AH

Swivel Glider:

32W x 38D x 40.5H
22SW x 21SD x 20SH x 25.5AH



Your Choice:

- Arm:
 - Five available Loft Living Arms
- Style:
 - High Leg Recliner
 - Swivel Glider Recliner
- Two different backs available:
 - Divided back
 - Solid back
- Choose Manual or Power:
 - Manual Recliner (M)
 - Power Recliner WITHOUT Power Headrest (P)
 - Power Recliner WITH Power Headrest (PH)
- Three different cushion types:
 - Classic Comfort Cushion (*Standard*)
 - Down Plush Cushion (*Upcharge*)
 - Spring Down Luxe Cushion (*Upcharge*)
- Finish (Only Available on High Leg Recliners):
 - Standard Finish, 8 Available (*No Charge*)
 - Premier Finish, 16 Available (*Upcharge*)
- Options (*Upcharge Applies*):
 - Contrasting Welt (*Only Available on the LL22 & LL24*)
 - Contrasting Inside Back
 - Contrasting Seat
 - Arm Caps



36"
Height

67" Full
Recline
Layout



35"
Height

68" Full
Recline
Layout

Specifications:

Power and Manual:

- Tested to support weight up to 350 lbs.
- Designed to accommodate a loose seat allows cushions to be reversible

Power Only:

- 2670 Ultra Mech-Made in USA/American Steel & Rivets in Denton, NC
- Raffel Tanquil Switch with USB port that powers off when not in use
- Raffel battery charges directly into wall without the need of a transformer
- 13 second cycle time

