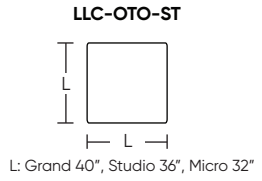
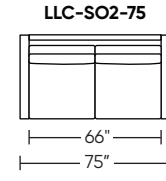
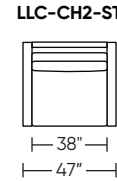
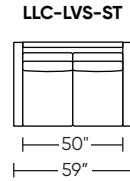
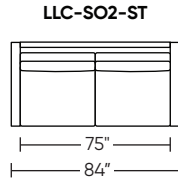
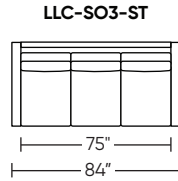


**Frame Options:**

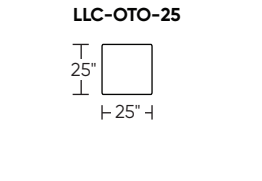
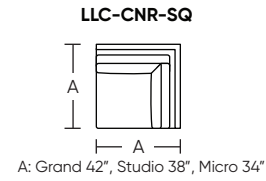
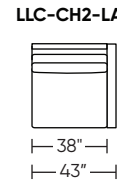
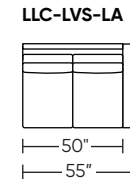
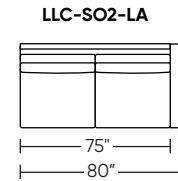
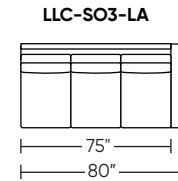
► Upholstered (No skirt):

- **Grand - 42"**
  - Multi-Cushion
  - Bench Cushion
- **Studio - 38"**
  - Multi-Cushion
  - Bench Cushion
- **Micro - 34"**
  - Multi-Cushion
  - Bench Cushion



► Skirted (Upcharge):

- **Grand - 42"**
  - Multi-Cushion
  - Bench Cushion
- **Studio - 38"**
  - Multi-Cushion
  - Bench Cushion
- **Micro - 34"**
  - Multi-Cushion
  - Bench Cushion



**Options:**

**Back & Seat Cushions:**

- **Foam**
- **Down (Upcharge)**
- **Trillium (Upcharge)**

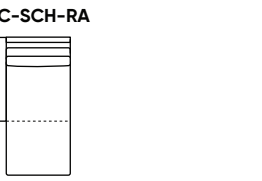
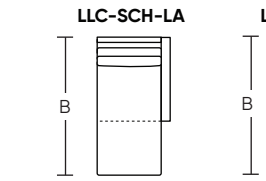
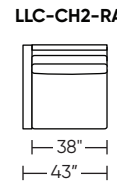
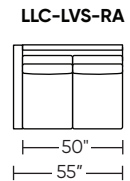
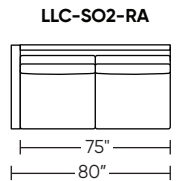
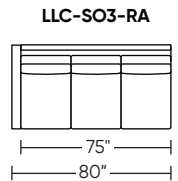
**Back Cushions:**

- **Standard**
- **Tall (+3")**

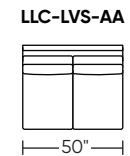
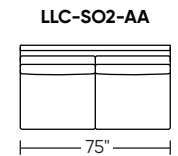
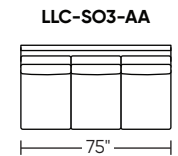
**High Leg available with:**

- **Wood Leg**
  - Dune
  - Ebony
  - Mink
  - Oiled Ash
  - Natural Walnut

- **Metal Leg**
  - Antique Brass
  - Burnished Bronze
  - Polished Nickel



B: Grand 69", Studio 61", Micro 57"

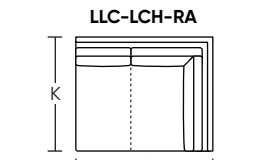
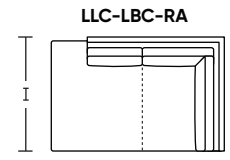
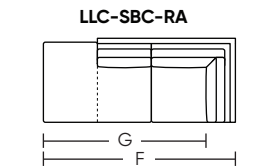
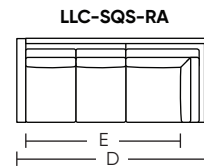
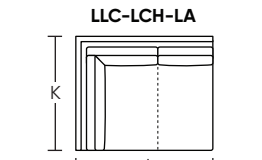
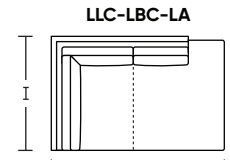
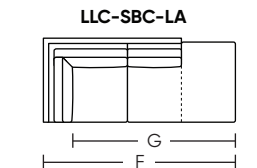
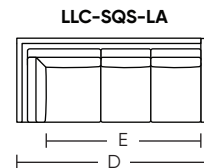
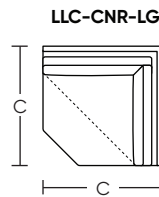
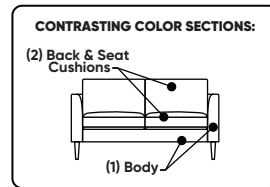


**Standard Features:**

- Advanced unidirectional suspension system
- Foam:** Premium high-density, high-resiliency foam seat cushions with fiber filled back cushions
- Loose back and seat cushions
- Single-needle top-stitch
- Limited lifetime warranty on frame and suspension
- Quick-ship delivery

**Construction Notes:**

- Down:** Premium high-density, high-resiliency foam seat cushions encased in down with down-blend filled back cushions
- Trillium:** Premium high-density, high-resiliency foam seat cushions encased in Trillium with Trillium filled back cushions
- Contrasting seat and back cushions (two-tone) available

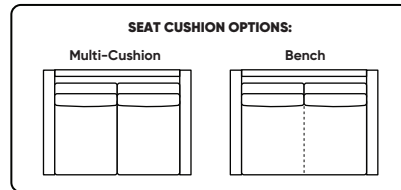
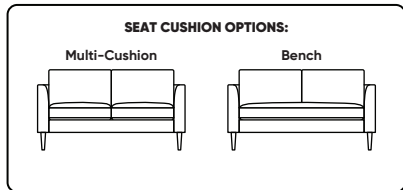
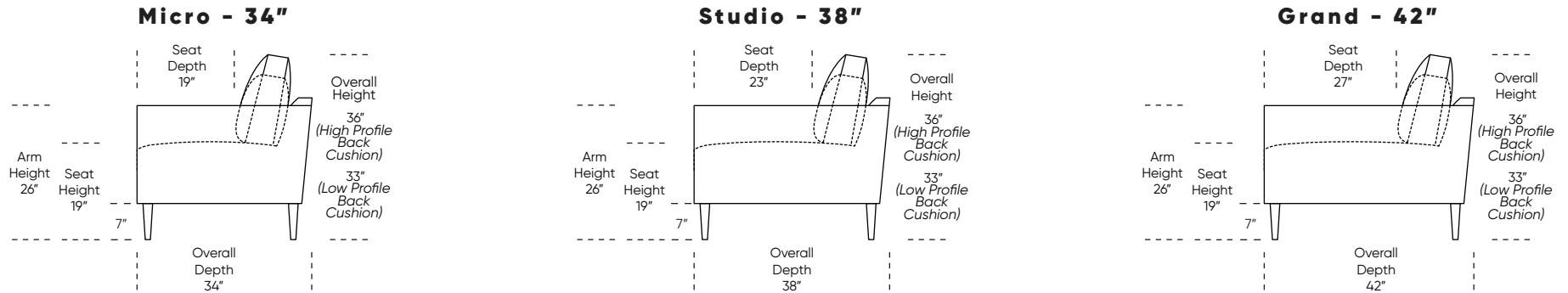


**Note:** Dotted line indicates seam on leather, Ultrasuede® and up the roll fabrics. Seams are eliminated with railroaded fabrics, except on chaise (SCH, LCH) to maintain consistent nap direction across the entire sectional.

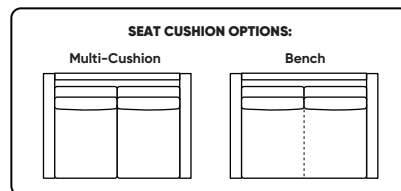
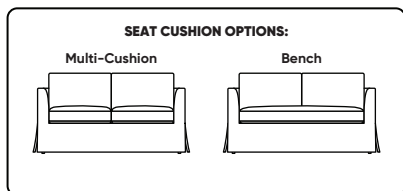
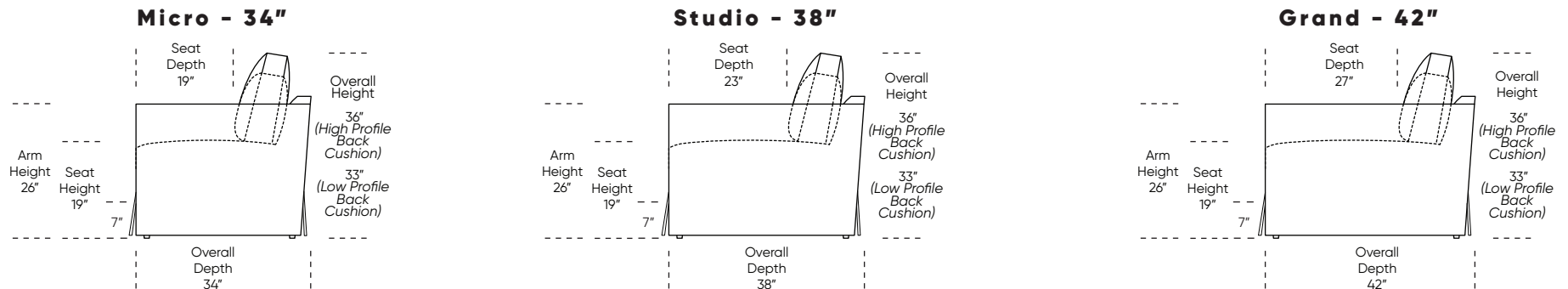
Please use actual leather, fabric, Crypton®, Sunbrella® and Ultrasuede® swatches when specifying furniture as the colors shown may vary due to the printing process.

Scale: 1/8 inch = 1 foot  
All dimensions are approximate and subject to change.  
Specify components from the sitting position.

**UPHOLSTERED (NO SKIRT):**



**SKIRTED:**



**Note:** Skirted version includes a concealed leg in Stained Walnut finish (not available as an option on non-skirted styles).

**Note:** Dotted line indicates seam on leather, Ultrasuede® and up the roll fabrics. Seams are eliminated with railroaded fabrics, except on chaise (SCH, LCH) to maintain consistent nap direction across the entire sectional.